

**SYNOPSYS®**

**SCL (Synopsys Common Licensing)**

**Get Host ID**

# Host ID 확인 방법

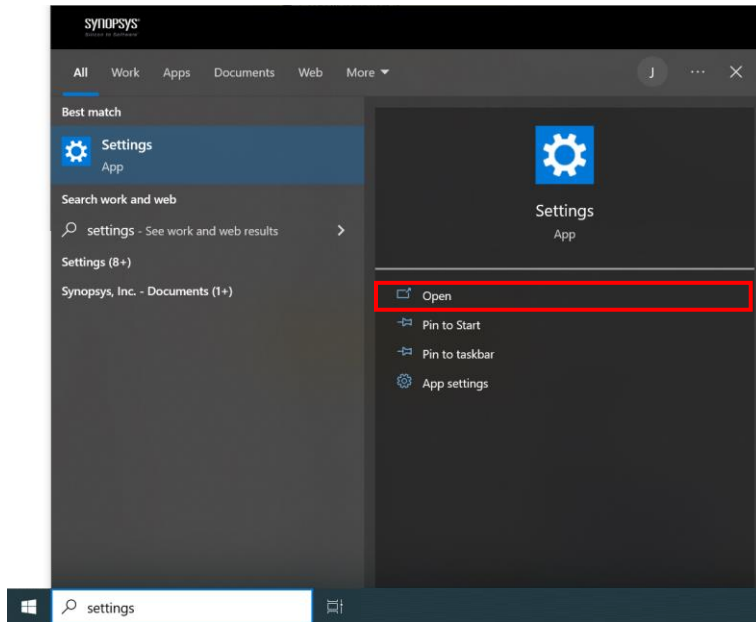
1. 네트워크 속성 확인
2. 명령 프롬프트 (CMD) 사용

# Host ID 확인 방법 1

## 네트워크 속성 확인

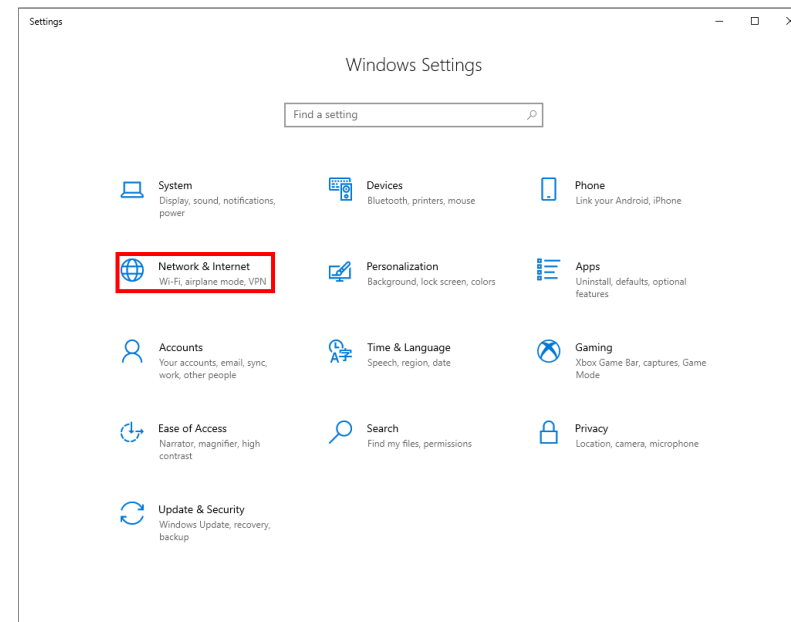
# Windows 설정

## 1. 설정 열기



- 시작 메뉴 > '설정' 열기

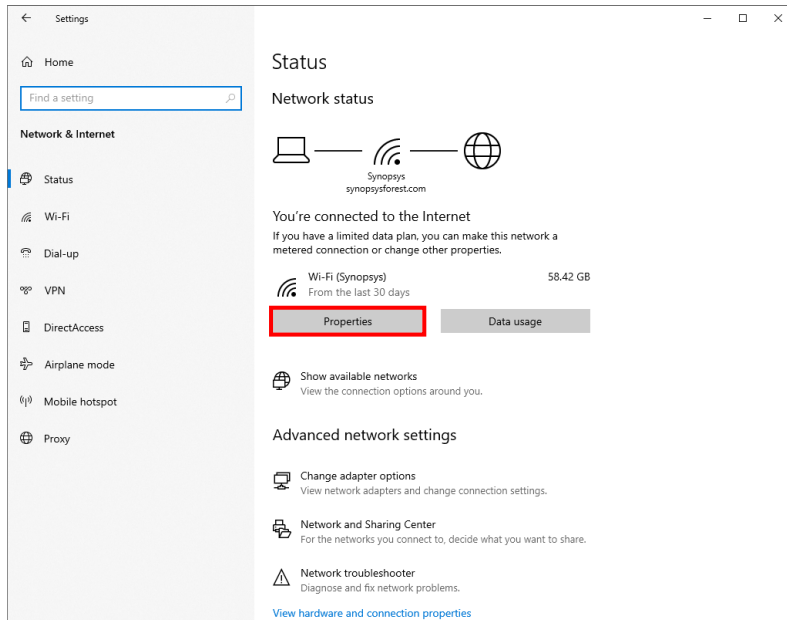
## 2. 네트워크 설정



- '네트워크 및 인터넷' 클릭

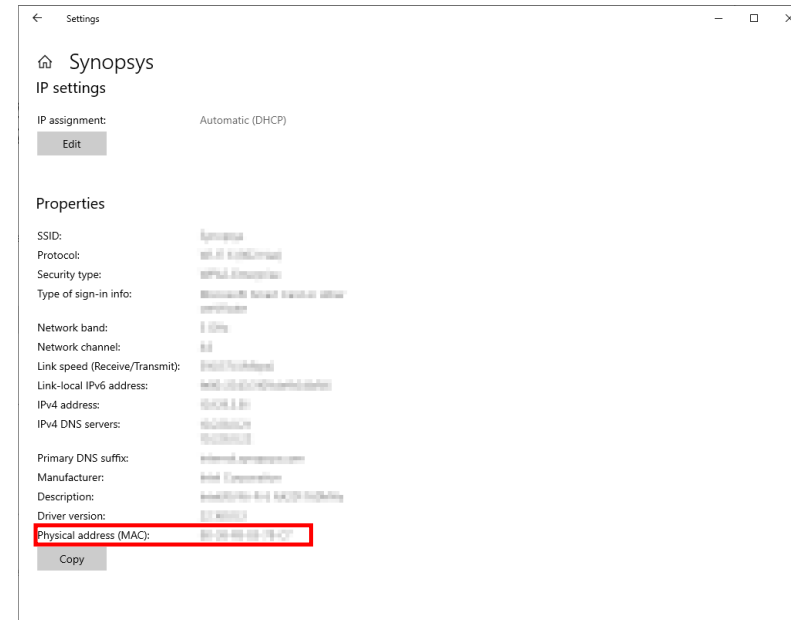
# Host ID (물리적 주소) 확인

## 3. 네트워크 상태



- '네트워크 속성' 열기

## 4. 네트워크 속성



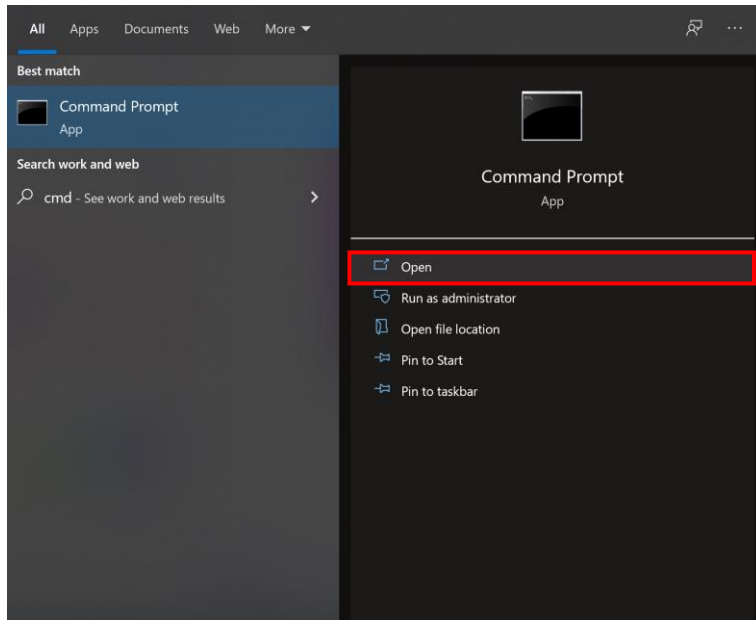
- '물리적 주소 (MAC)' 확인

# Host ID 확인 방법 2

## 명령 프롬프트 (CMD)

# 명령 프롬프트 (CMD) 실행

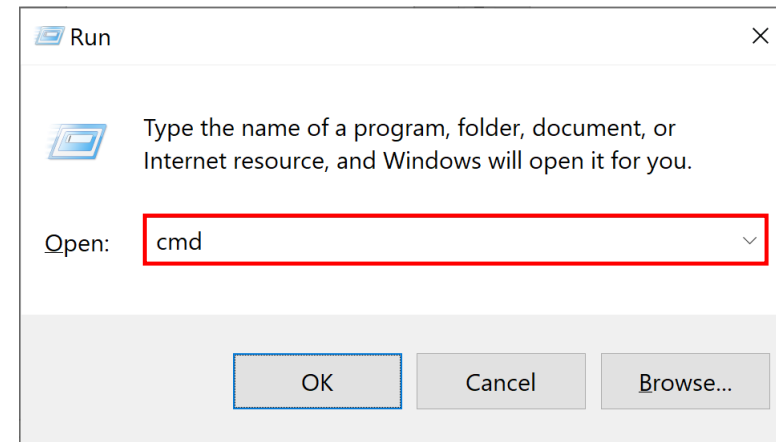
## 1. CMD 실행




- 시작 메뉴 > CMD 실행

or

## 1. CMD 실행



-  + R > 'cmd' 입력

# Host ID (물리적 주소) 확인

## 2. 명령어 입력

```
Command Prompt
Microsoft Windows [Version 10.0.19044.2604]
(c) Microsoft Corporation. All rights reserved.

C:\Users\jisoo>ipconfig/all
```

- 'ipconfig/all' 입력

## 3. 물리적 주소 확인

```
Command Prompt

Wireless LAN adapter Wi-Fi:

Connection-specific DNS Suffix . . . : internet.kyongju.ac.kr
Description . . . . . : Realtek 802.11n Wireless Adapter
Physical Address. . . . . : 88-E8-8E-88-76-28
DHCP Enabled. . . . . : Yes
Autoconfiguration Enabled . . . . . : Yes
Link-local IPv6 Address . . . . . : fe80::4848:5400:5400:5400%1
IPv4 Address. . . . . : 192.168.1.100
Subnet Mask . . . . . : 255.255.255.0
Lease Obtained. . . . . : Wednesday, March 12, 2020 12:00:00 AM
Lease Expires . . . . . : Wednesday, March 12, 2020 12:00:00 AM
Default Gateway . . . . . : 192.168.1.1
DHCP Server . . . . . : 192.168.1.1
DHCPv6 IAID . . . . . : 192168001
DHCPv6 Client DUID. . . . . : 01-01-00-01-00-00-00-00-00-00-00-00-00-00-00-00
DNS Servers . . . . . : 192.168.1.1

NetBIOS over Tcpip. . . . . : Enabled

Ethernet adapter Bluetooth Network Connection:

Media State . . . . . : Media disconnected
Connection-specific DNS Suffix . . . :
Description . . . . . : Bluetooth Network Connection
Physical Address. . . . . :
DHCP Enabled. . . . . : No
Autoconfiguration Enabled . . . . . : No
```

- 물리적 주소 (Physical Address) 확인
- 사용중인 네트워크에 해당하는 물리적 주소를 보내주시면 됩니다.